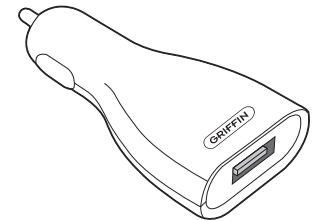


PowerDuo™

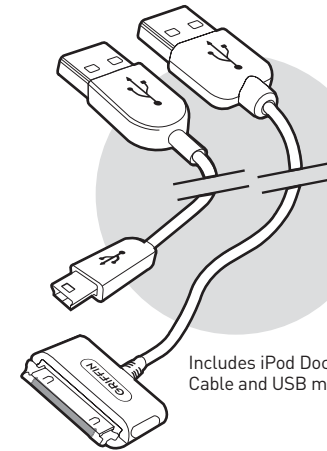
Charge & power your iPod
in your home or car



PowerBlock™
AC wall charger & power adapter



PowerJolt®
Car charger & power adapter



Includes iPod Dock Connector
Cable and USB mini Cable

1 YEAR WARRANTY

We stand behind every product with the industry's best customer service, backed by a simple, fair warranty. Using this product signifies your acceptance of the terms of the warranty, so please read our warranty details at www.griffintechology.com/support/ before using your Griffin product.



© 2007 Griffin Technology • www.griffintechology.com • PowerDuo and PowerBlock are trademarks of Griffin Technology, Inc. • PowerJolt is a registered trademark of Griffin Technology, Inc. • iPod is a trademark of Apple, Inc., registered in the U.S. and other countries. • Patent Pending • Made in China • Designed in Tennessee


GRIFFIN

Visit Griffin Support online at
<http://www.griffintechology.com/support/>

GRIFFIN

PowerBlock™

AC wall charger & power adapter



Fold up prongs for travel,
flip down for use

Quick Start Guide

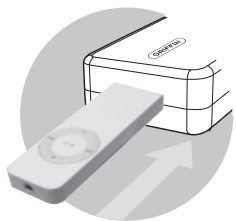
PowerBlock lets you charge and power your iPod directly from an AC wall outlet. High-quality USB mini-B and iPod Dock Connector cables are included so you can use PowerBlock with other USB-chargeable devices. Please check your device's charging requirements before using.

To use PowerBlock...

Plug PowerBlock directly into an AC wall outlet. PowerBlock's nonpolarized blades can be used with a variety of 100 to 240 Volt international plug configurations.

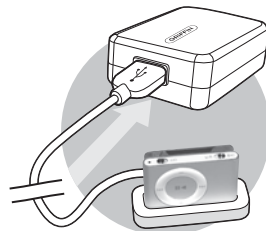
First generation iPod shuffle can be plugged directly into PowerBlock's Type A USB port. After 15 to 20 seconds, the indicator light on your iPod shuffle will show that charging has begun.

Connect other iPod models to PowerBlock using the included Dock Connector Cable.



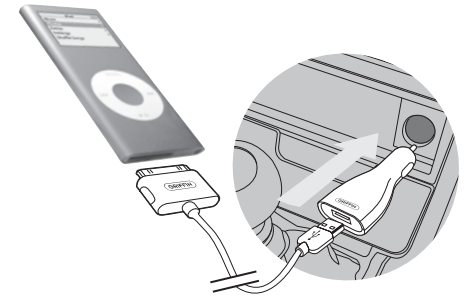
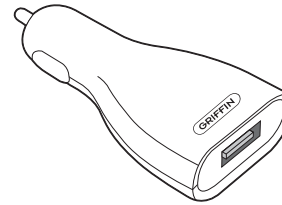
Plug 1st generation iPod shuffle directly into PowerBlock's USB port

Use your charge/sync dock to connect 2nd generation iPod shuffle



PowerJolt®

Car charger & power adapter



Quick Start Guide

Plug PowerJolt into the cigarette lighter or 12V accessory outlet commonly found in cars and boats. PowerJolt's indicator light glows green to show that power is connected. Note that some cars and trucks must be running or must have the ignition switch in the accessory position.

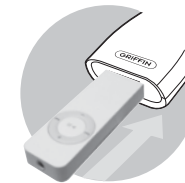
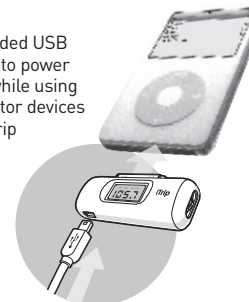
First generation iPod shuffle can be plugged directly into PowerJolt's USB port. Your iPod shuffle's status light will indicate that charging has begun after 15 to 20 seconds.

Connect the included iPod Dock Connector cable to allow charging of other iPod models.


A USB Type A to mini-B cable is included for other USB-chargeable devices. Please check your device's charging requirements before using.

To protect your iPod while charging, PowerJolt features a replaceable 2 Amp fuse. Should the fuse ever need replacing, simply pull the old one out and insert a new fuse, easily obtained at most auto parts or electrical supply stores.

Use the included USB mini-B cable to power and charge while using Dock Connector devices like Griffin iTrip



Plug 1st generation iPod shuffle directly into PowerJolt's USB port



Use your charge/sync dock to connect 2nd generation iPod shuffle

GRIFFIN